

# Tips – Operation/Handling of Maserati MC20



## Opening Door

**ATTENTION!**

To open the butterfly touch in upper, outside, door recess and gently pull the door upward

THE HEIGHT OF THE OPEN DOOR IS 1.83 M  
AND WIDE 1,60 M.



**Note – Push # 4 (release) then push the door open**

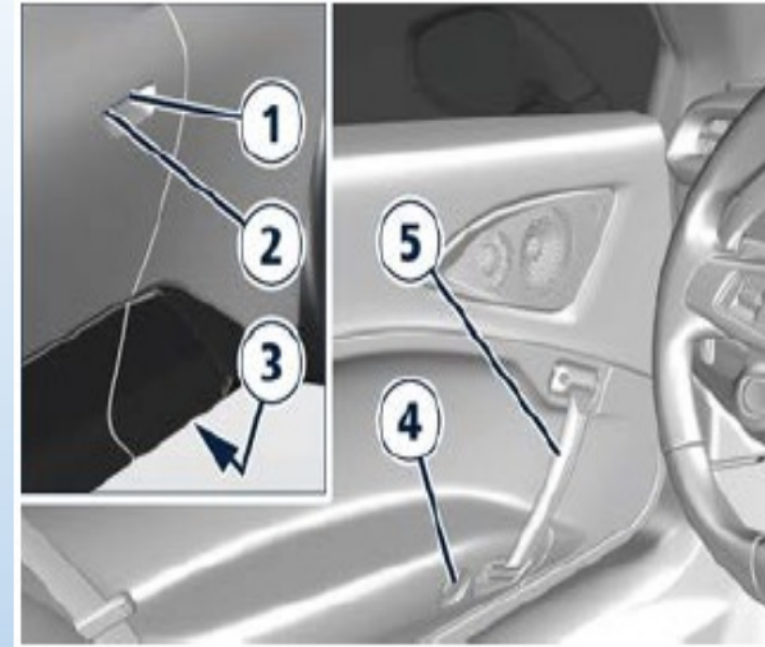
## Door – Exiting From Inside

Push the “unlatch” button # 4 on the door panel

Push the door outward and upward

**ATTENTION!**

THE HEIGHT OF THE OPEN DOOR IS 1.83 M  
AND WIDE 1,60 M.



- |   |   |
|---|---|
| 1 | Door unlatch button                         |
| 2 | Passive Entry lock button                   |
| 3 | Lock for driver side door emergency release |
| 4 | Internal door release button                |
| 5 | Internal door opening handle                |

# Ignition of the vehicle

Step on the brake pedal

Press the Start/Stop button on the steering wheel.






Engage Vehicle Height “Lifter” if equipped

**IMPORTANT**  
**BEFORE MOVING THE VEHICLE**

Activate the lifter on by pressing the button on the steering wheel.

Driver must engage the lifter before moving the car. 75% of the MC 20s have this feature, 25% do not have it.



## Parking Brake

Release the parking brake by pressing the button located just under the left side of dashboard.



**Note – Drive & Reverse On Central Tunnel # 3**

## Shifting the Vehicle

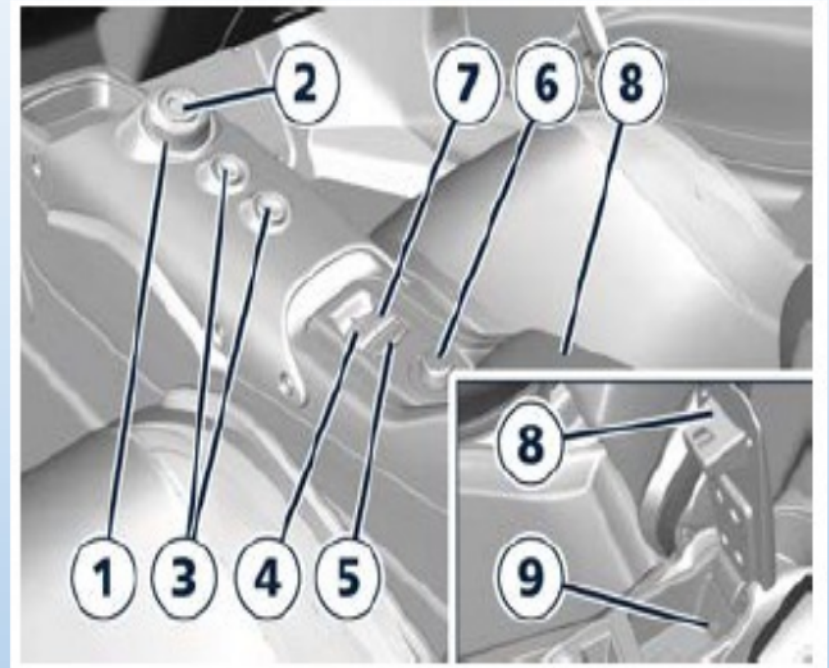
Drive - Push button on console - #3

Neutral – pull both “steering wheel”  
mounted shift paddles toward you

Reverse – Push button on console

Park – Auto Park After “Engine Off”

Note – vehicle automatically goes into “Park” when engine is shut  
down/off or if the door is opened



## Closing the car door

Make sure to close the door all the way so that the “drop down” window close completely

