


2021 Alfa Romeo Stelvio

Tow Eyes

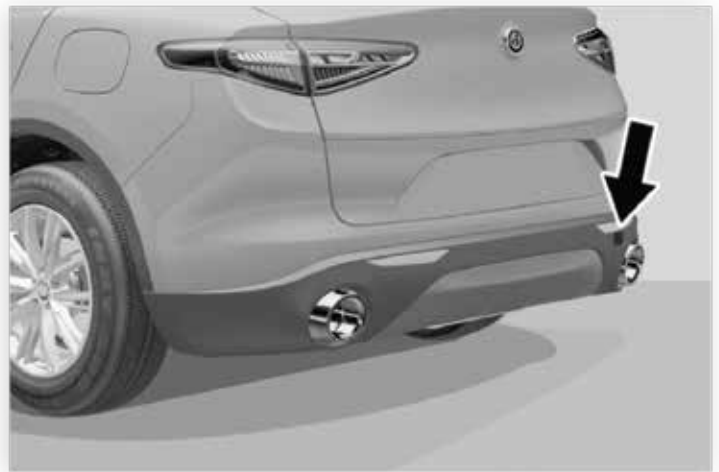
If the vehicle has been in an accident or has broken down, a tow eye is provided in the tools container located inside the luggage compartment for vehicle towing. Towing is meant only for short distances on a paved road surface.

PROCEED AS FOLLOWS TO USE THE TOW EYE:

- ① Unhook the cap on the front grille or rear bumper (if equipped), pushing on the upper part.

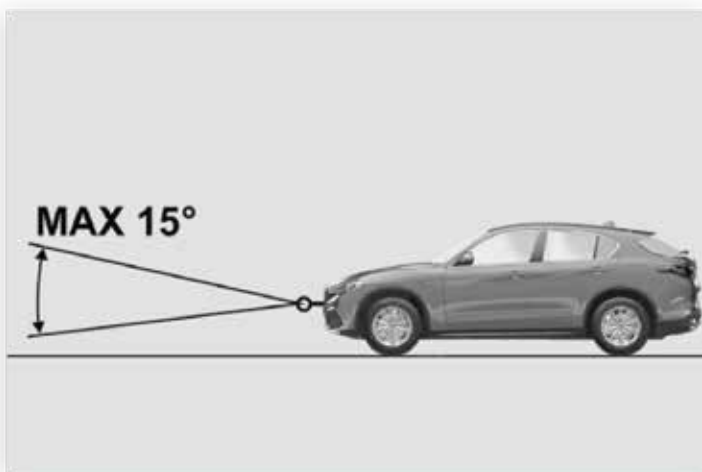


Front Tow Eye Cap



Rear Tow Eye Cap

- ② Remove the tow eye from its housing in the luggage compartment and carefully clean the threaded housing on the vehicle before using it.
- ③ Tighten the vehicle's tow eye in place (about 11 turns).



Work Angle Of Tow Cable

Note: The largest work angle of a tow cable to fix on the tow eye must not exceed 15°.



WARNING:

Stand clear of vehicles when pulling with tow eyes.

- Do not use a chain with a tow eye. Chains may break, causing serious injury or death.
 - Do not use a tow strap with a tow eye. Tow straps may break or become disengaged, causing serious injury or death.
 - Failure to follow proper tow eye usage may cause components to break resulting in serious injury or death.
-

CAUTION:

- The tow eye must be used exclusively for roadside assistance operations. Only use the tow eye with an appropriate device in accordance with the highway code (a rigid bar or rope) to flat tow the vehicle for a short distance to the nearest service location.
- Tow eyes **MUST NOT** be used to tow vehicles off the road or where there are obstacles.
- In compliance with the above conditions, towing with a tow eye must take place with two vehicles (one towing, the other towed) aligned as much as possible along the same center line. Damage to your vehicle may occur if these guidelines are not followed.
- When towing, only use a facility that can tow vehicles low ground clearances as extensive damage can result by using a standard tow truck platform.