
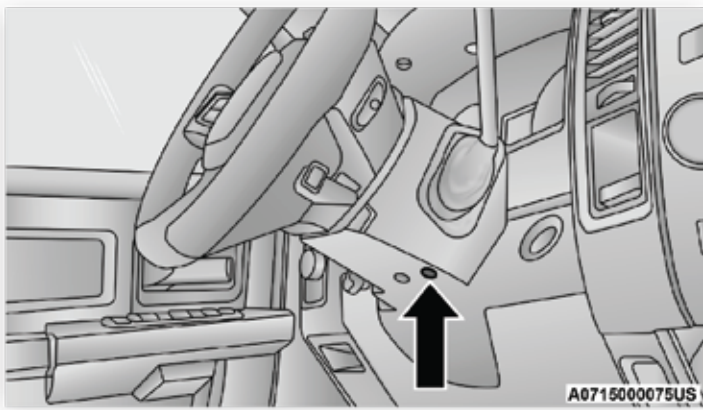


2021 Ram 3500/4500/5500

Preparations for Jump Start



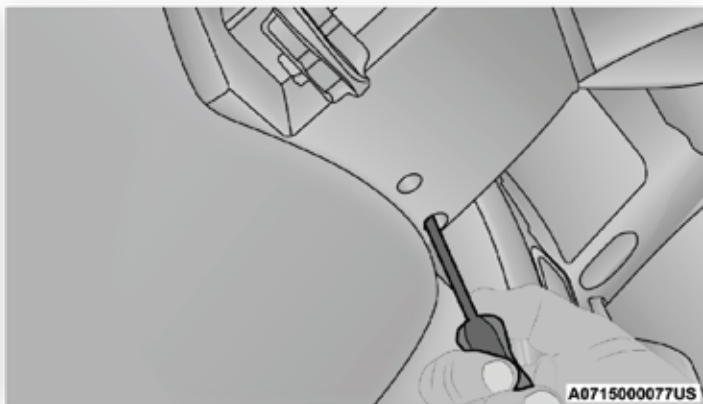
The battery in your vehicle is located in the front of the engine compartment, behind the left headlight assembly.



Battery Location

If you have a diesel engine, you may have two batteries, however jump start off the driver side battery.

The positive battery post may be covered with a protective cap if equipped. Lift up on the cap to gain access to the positive battery post. Do not jump off fuses. Only jump directly off positive post which has a positive (+) symbol on or around the post.



Positive (+) Battery Post



Note:

- ① *Apply the parking brake, shift the automatic transmission into PARK and turn the ignition OFF.*
- ② *Turn off the heater, radio, and all electrical accessories.*
- ③ *If using another vehicle to jump start the battery, park the vehicle within the jumper cables reach, apply the parking brake, and make sure the ignition is OFF.*

WARNING:

- Take care to avoid the radiator cooling fan whenever the hood is raised. It can start anytime the ignition switch is ON. You can be injured by moving fan blades.
- Remove any metal jewelry such as rings, watch bands and bracelets that could make an inadvertent electrical contact. You could be seriously injured.
- Batteries contain sulfuric acid that can burn your skin or eyes and generate hydrogen gas which is flammable and explosive. Keep open flames or sparks away from the battery.

WARNING:

Do not allow vehicles to touch each other as this could establish a ground connection and personal injury could result.