

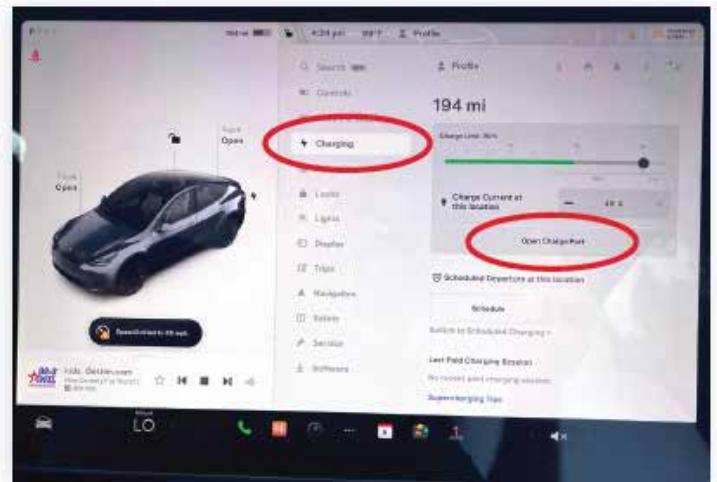
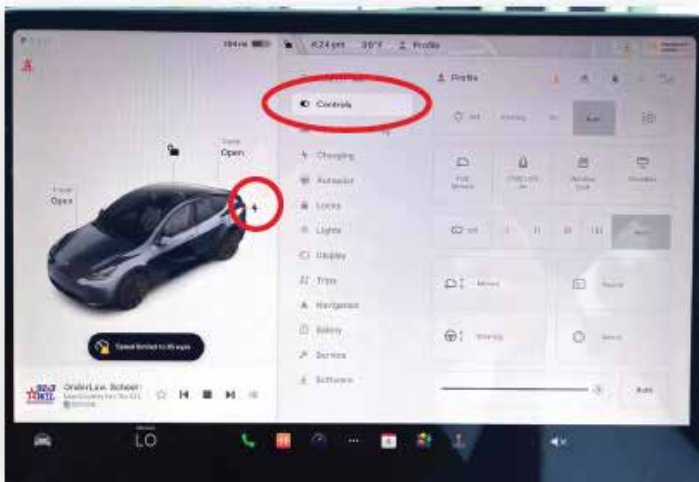


# 2017–2023 Tesla Model Y

## Charge Door & Charge Cord



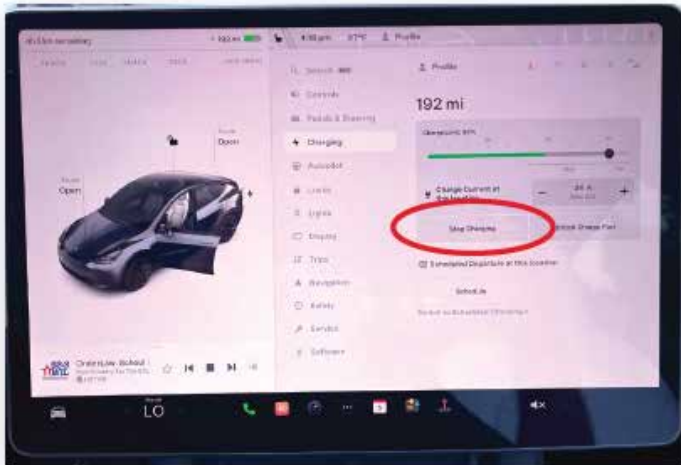
The charge door on the Tesla Model 3 can be opened via the touchscreen under the “**CONTROLS**” menu by tapping the **Lightning Bolt** or under the “**CHARGING**” menu by tapping **Open Charge Port**



With the vehicle unlocked the charge port door can be opened by pressing it at the bottom

Should the charge cord refuse to disengage from the charge port via traditional means:

Charge Handle Release Button, Touchscreen, 2 Second Pressing of Rear Trunk Button on the Remote Fob, or Tesla’s App



In the "CHARGING" menu on the Touchscreen tap **Stop Charging**



Inside the rear trunk, directly behind the charge port and concealed inside the inner quarter trim panel is a tether to manually release the charge cord.

Gently pull down on the release tether, **then** pull the charge cord from the charging port.

The manual release is intended for emergency releases, repeated use may result in a damaged release cable or charging equipment.